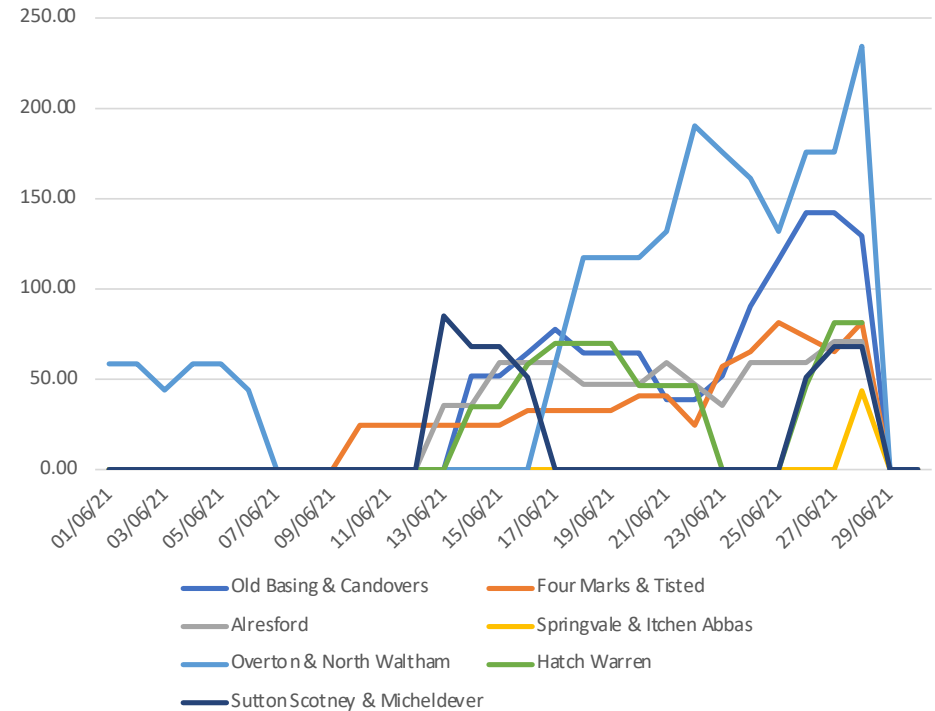


Local MSOAs to Candover Valley – June 2021

MSOAs Rolling seven-day number of new cases
June 2021

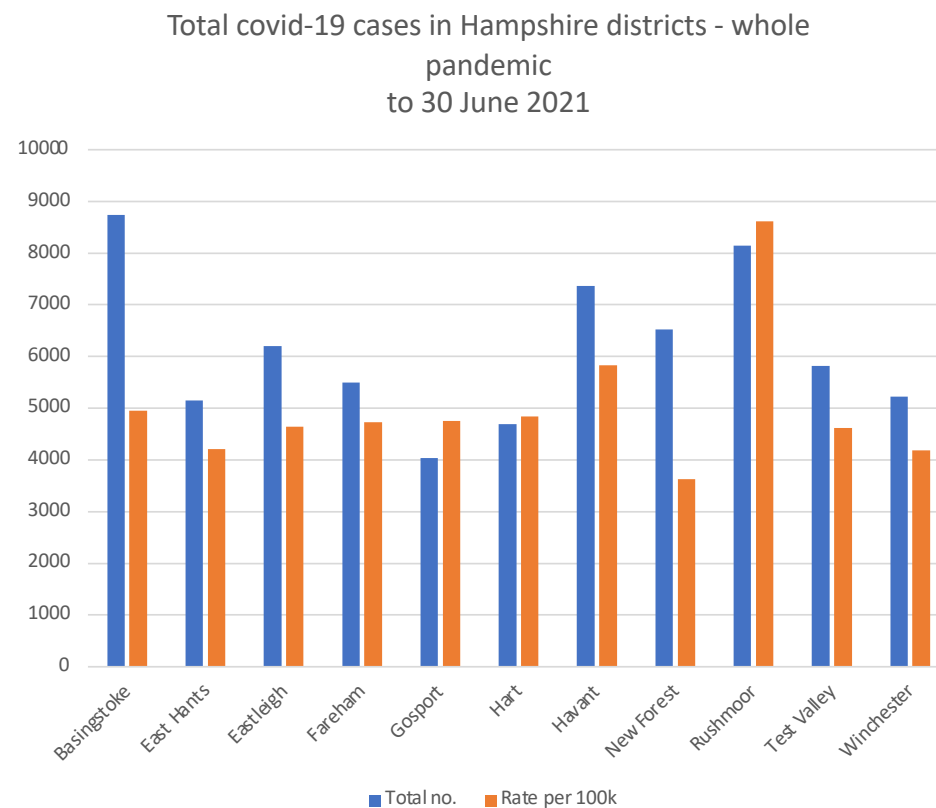


MSOAs Rolling seven-day rate per 100k
June 2021



Total number of covid cases across Hampshire whole pandemic

Total no. of cases up to:		June 30		
whole pandemic				
	Total no.	Rate per 100k	Pop.	
Basingstoke	8735	4947.33	176.56	
East Hants	5149	4210.14	122.30	
Eastleigh	6202	4643.61	133.56	
Fareham	5502	4733.31	116.24	
Gosport	4031	4750.74	84.85	
Hart	4695	4836.72	97.07	
Havant	7362	5832.67	126.22	
New Forest	6525	3622.99	180.10	
Rushmoor	8146	8610.99	94.60	
Test Valley	5823	4615.57	126.16	
Winchester	5230	4189.36	124.84	
County total	67400	4875.23	1382.50	



Smaller local areas in mid Hampshire – 30 June 2021

Key to map colours

Uncoloured - Less than three cases, ie no data

Yellow - 0 to 9 per 100k of population –

Light green - 10 to 49

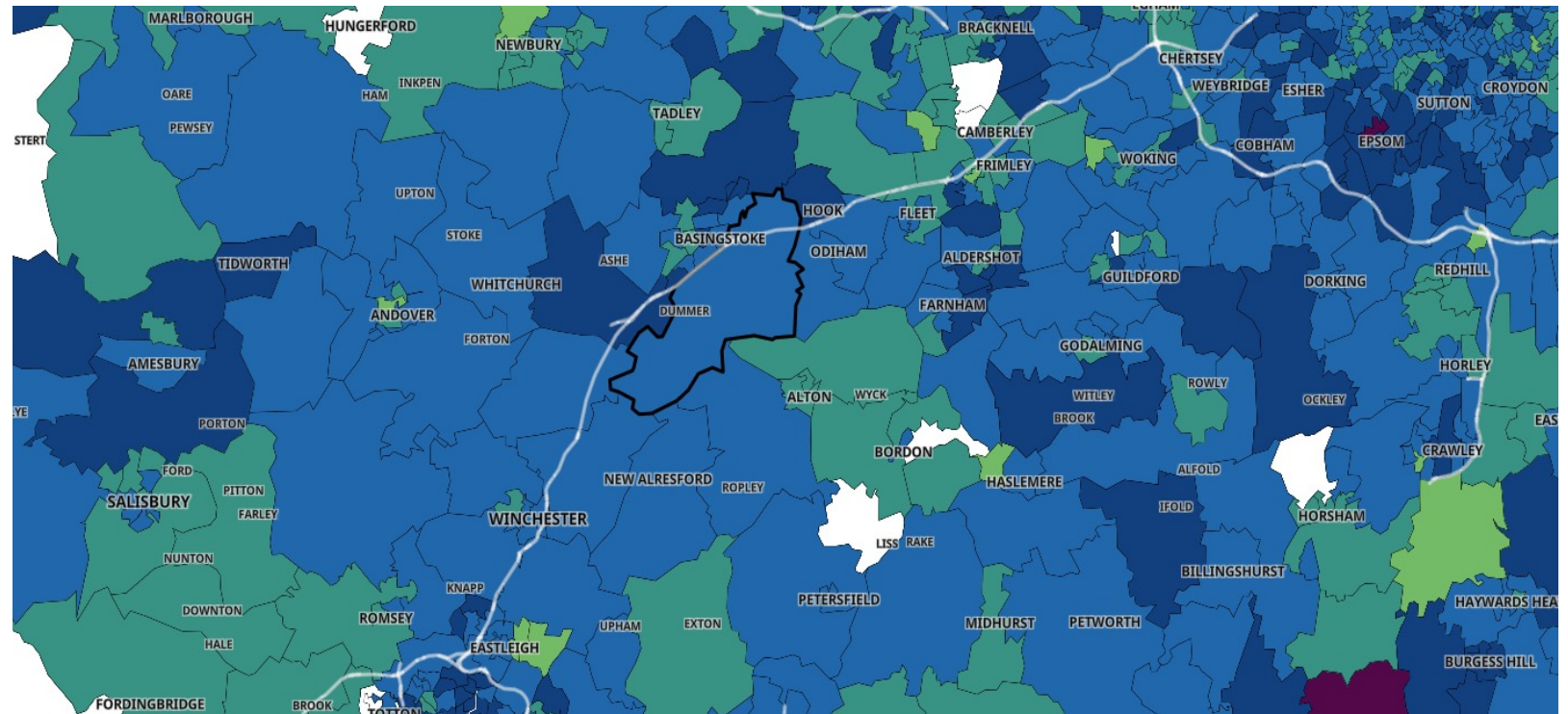
Dark green - 50 to 99

Light blue - 100 to 199

Dark blue - 200 to 399

Dark red – 400 - 799

Black - 800 +



Total number of deaths in Hampshire districts to 30 June 2021

Deaths	June 30, 2021	
	Total no.	Rate
Basingstoke	287	162.55
East Hants	174	142.27
Eastleigh	174	130.28
Fareham	270	232.28
Gosport	154	181.50
Hart	159	163.80
Havant	300	237.68
New Forest	291	161.58
Rushmoor	201	212.47
Test Valley	195	154.57
Winchester	178	142.58
County total	2383	172.37

